

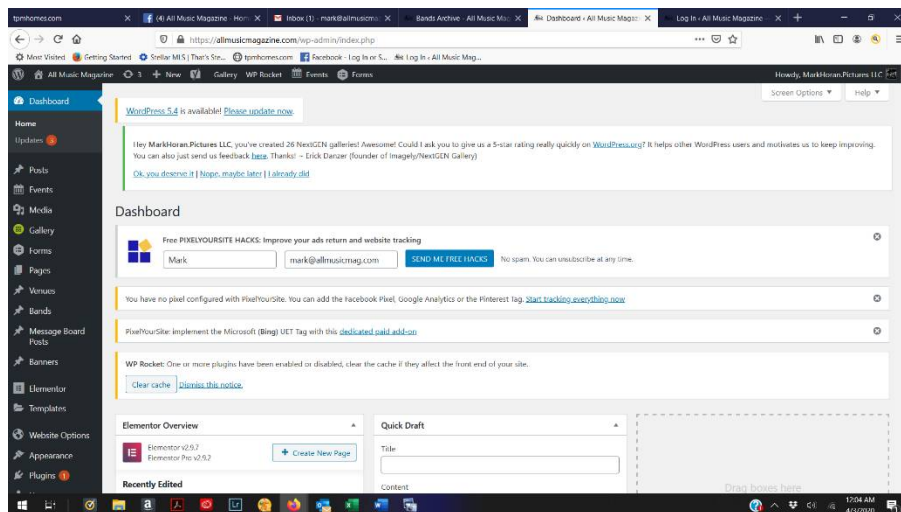


Contributor Article & Gallery Upload Instructions

Navigate <https://AllMusicMagazine.com/wp-login.php> and enter your login credentials

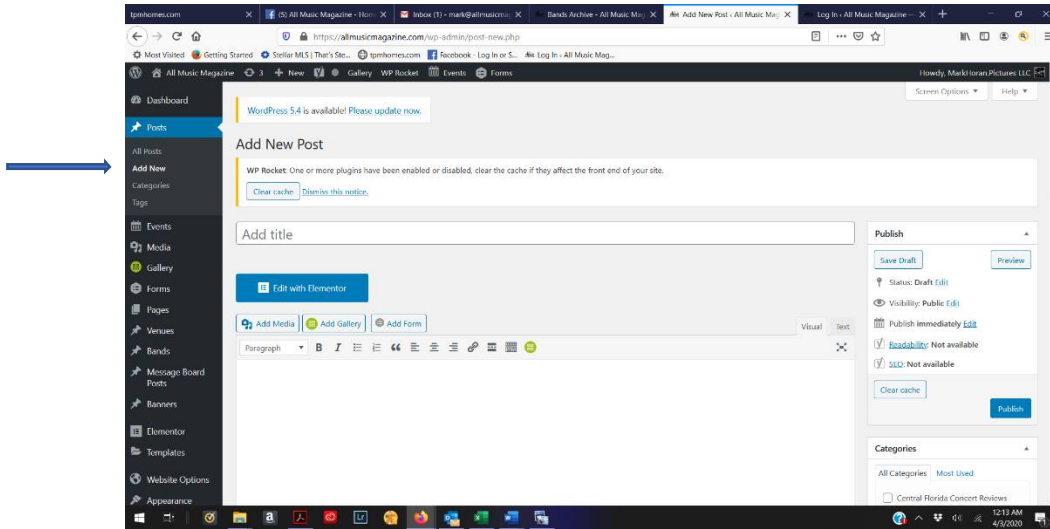
A screenshot of the WordPress login page for All Music Magazine. The page has a light blue background. At the top center is the "All Music Magazine" logo. Below it is a white login box with a border. Inside the box, there are two input fields: "Username or Email Address" and "Password". Below the password field is a "Remember Me" checkbox and a blue "Log In" button. Below the login box, there is a link for "Lost your password?" and a link to "Back to All Music Magazine".

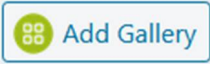
You will be presented with the WordPress dashboard

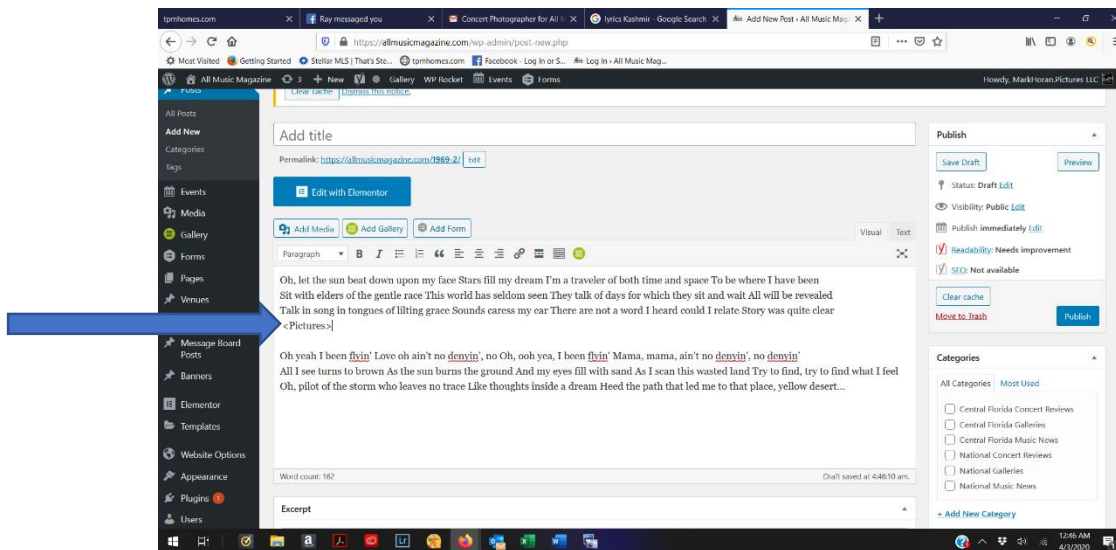


On the left-hand menu, hover over posts and click **Add New**

ALL Music MAGAZINE

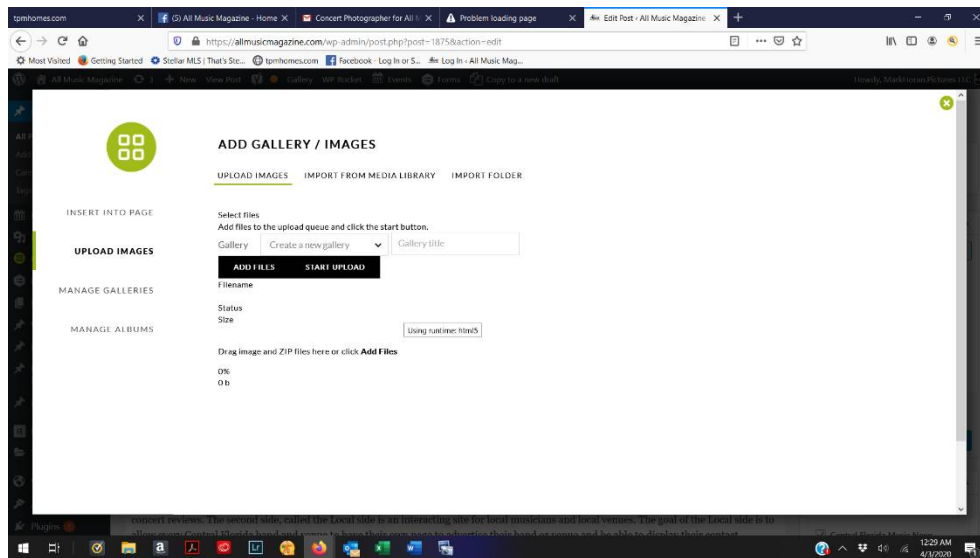


Enter a title for the article and write the article. Click on the article where you want to place the photo gallery. Then Click 

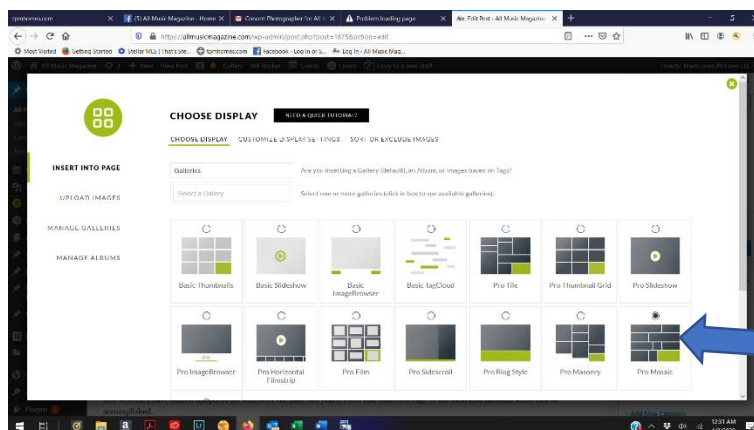




To add a gallery, click  on **Add Gallery** and then **Add Gallery / Images** Tab

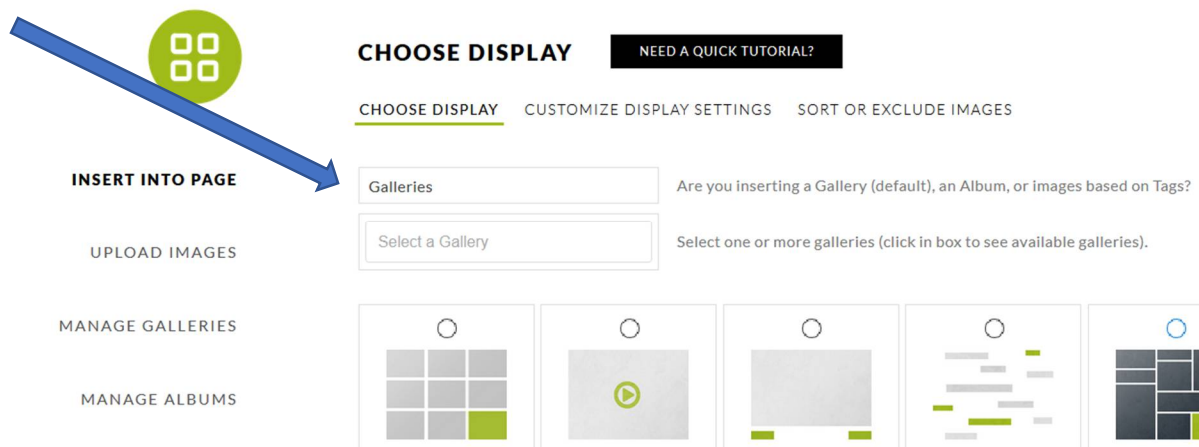


Give the Gallery a title and then click **add files** to choose your images. Once selected click on **Start Upload** and the upload will begin. Now click on the **Display Galleries** tab, Then **Select a Display Type** and choose **NextGen Pro Mosaic**

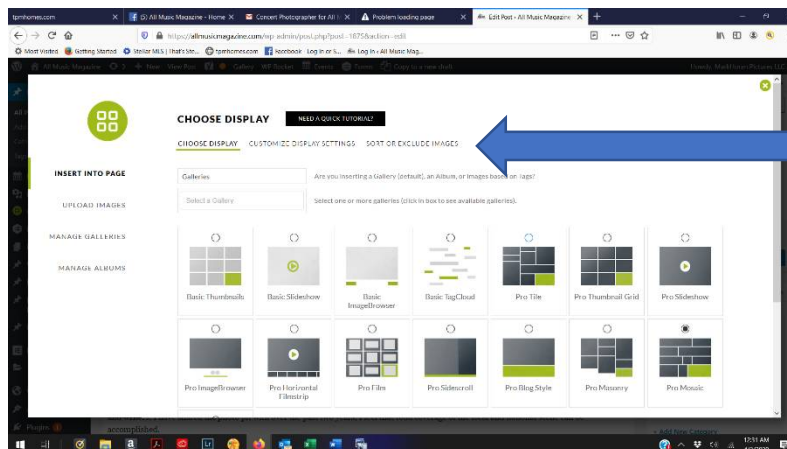




Click into the **What Would You Like To Display?** Click in **Galleries** box and a list of galleries will appear, select the newly created gallery.



Next click Sort Or Exclude Images to arrange the order or click on box to exclude an image from displaying in gallery.



ALL Music MAGAZINE

The gallery is now inserted into the article. Click on **Save Draft** on the right-hand side and then **Preview** to see a preview of your article, this will open in a new window. You can go back and make any edits and once happy with the article select the blue button **Submit for Review**. I will then be notified about the article and will review it and make any final adjustments then I will publish this live to the site.

The screenshot shows the WordPress admin interface for 'All Music Magazine'. The main content area displays a draft article with the following text:

Oh, let the sun beat down upon my face Stars fill my dream I'm a traveler of both time and space To be where I have been
Sit with elders of the gentle race This world has seldom seen They talk of days for which they sit and wait All will be revealed
Talk in song in tongues of lilting grace Sounds caress my ear There are not a word I heard could I relate Story was quite clear

Below the text is a gallery titled "NEXTGEN GALLERY" with "EDIT" and "DELETE" buttons.

The right-hand sidebar shows the "Publish" section with the following options:

- Save Draft
- Preview
- Status: Draft [Edit](#)
- Visibility: Public [Edit](#)
- Publish immediately [Edit](#)
- Readability: Needs improvement
- SIO: Not available
- Clear cache
- Move to Trash
- Publish

Three blue arrows point to the "Save Draft", "Preview", and "Publish" buttons.

All submissions will be reviewed by the editor before going live. Please check for spelling errors, punctuation errors, and typos before clicking Publish. Your help is greatly appreciated.